



ARM Cortex™-M0

32-BIT MICROCONTROLLER

NuTiny-SDK-120 User Manual **For NuMicro™ NUC120 Series**

The information described in this document is the exclusive intellectual property of Nuvoton Technology Corporation and shall not be reproduced without permission from Nuvoton.

Nuvoton is providing this document only for reference purposes of NuMicro™ microcontroller based system design. Nuvoton assumes no responsibility for errors or omissions.

All data and specifications are subject to change without notice.

For additional information or questions, please contact: Nuvoton Technology Corporation.

1	Overview	3
2	NuTiny-SDK-120 Introduction	3
2.1	NuTiny -SDK-120 Jumper Description.....	4
2.2	Pin Assignment for Extended Connector.....	5
2.3	NuTiny-SDK-120 PCB Placement	5
3	How to Start NuTiny -SDK-120 on the Keil μ Vision [®] IDE.....	6
3.1	Keil uVision [®] IDE Software Download and Install	6
3.2	Nuvoton Nu-Link Driver Download and Install.....	6
3.3	Hardware Setup.....	6
3.4	Smpl_NuTiny-NUC120 Example Program	7
4	How to Start NuTiny-SDK-120 on the IAR Embedded Workbench	8
4.1	IAR Embedded Workbench Software Download and Install	8
4.2	Nuvoton Nu-Link Driver Download & Install.....	8
4.3	Hardware Setup.....	8
4.4	Smpl_NuTiny-NUC120 Example Program	9
5	NuTiny-EVB-120 Schematic.....	10
6	To Download NuMicro [™] Family Related Files from Nuvoton Company	11
6.1	To Download NuMicro [™] Keil μ Vision [®] IDE driver	11
6.2	To Download NuMicro [™] IAR EWARM driver	12
6.3	To Download NuMicro [™] NUC120 series BSP Software Library	13
7	Revision History.....	14

1 Overview

NuTiny-SDK-120 is the specific development tool for NuMicro NUC120 series. Users can use NuTiny-SDK-120 to develop and verify the application program easily.

NuTiny-SDK-120 includes 2 portions. One is NuTiny-EVB-120 and the other is Nu-Link-Me. NuTiny-EVB-120 is evaluation board and Nu-Link-Me is its Debug Adaptor. Thus, users do not need other additional ICE or debug equipment.

2 NuTiny-SDK-120 Introduction

NuTiny-SDK-120 uses the NUC120LE3AN as the target microcontroller. Figure 2-1 is NuTiny-SDK-120 for NUC120 series and the left portion is called NuTiny-EVB-120 and the right portion is Debug Adaptor called Nu-Link-Me.

NuTiny-EVB-120 is similar to other development board. Users can use it to develop and verify applications to emulate the real behavior. The on board chip covers NUC120 series features. The NuTiny-EVB-120 can be a real system controller to design user target system.

Nu-Link-Me is a Debug Adaptor. **The Nu-Link-Me Debug Adaptor connects your PC's USB port to your target system (via Serial Wired Debug Port) and allows you to program and debug embedded programs on the target hardware.** To use Nu-Link-Me Debug adaptor with IAR or Keil, please refer to “Nuvoton NuMicro™ IAR ICE driver user manual “or Nuvoton NuMicro™ Keil ICE driver user manual” in detail. These 2 documents will be stored in local hard disk when user installs each driver.

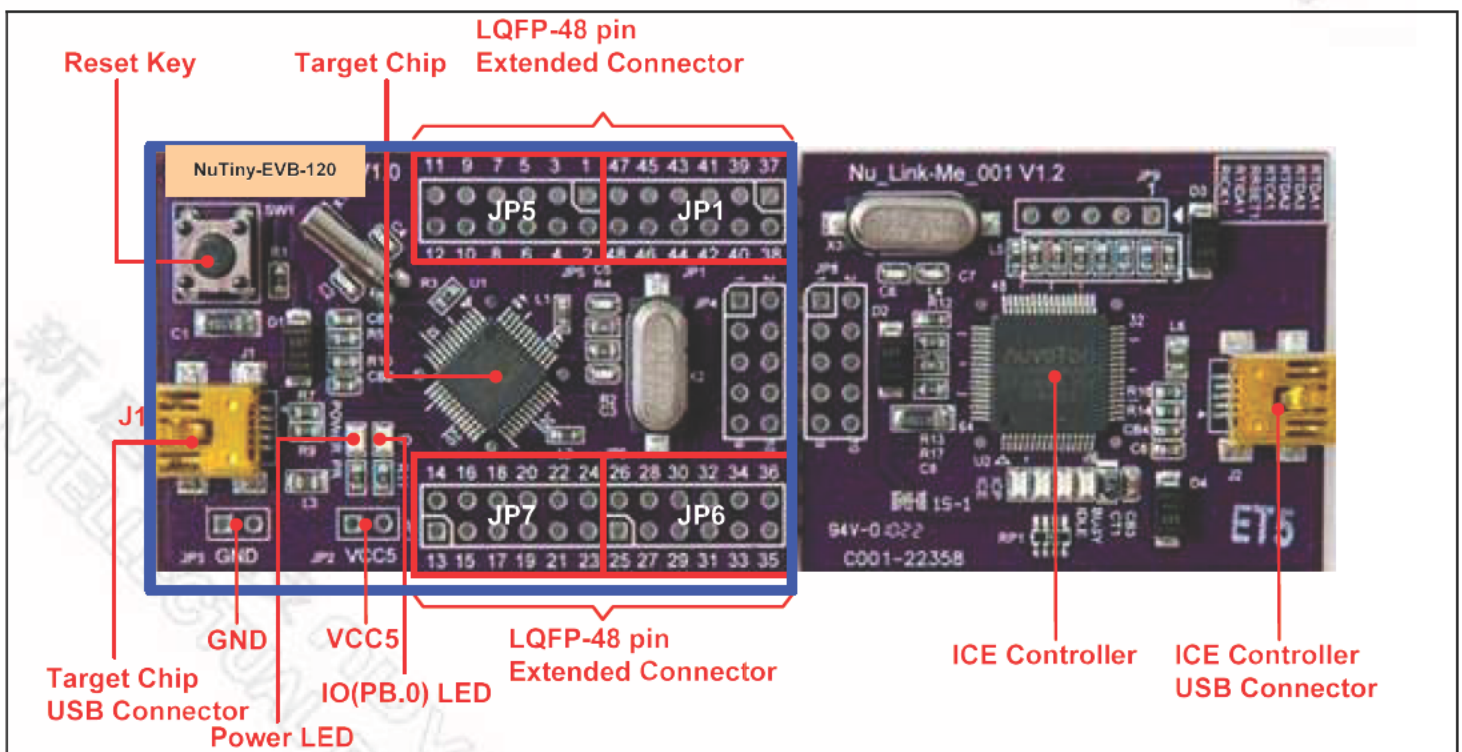


Figure 2-1 NuTiny-SDK-120 (Purple Color PCB Board)

2.1 NuTiny -SDK-120 Jumper Description

2.1.1 Power Setting

- J1: USB port in NuTiny-EVB-120
- JP2: VCC5 Voltage connector in NuTiny-EVB-120
- J2: USB port in Nu-Link-Me

POWER model	J1 USB port	J2 USB port	JP2 VCC5	MCU Voltage
Model 1	Connect to PC	X	DC 5V output	DC 5V
Model 2	X	Connect to PC	DC 5V output	DC 5V
Model 3	X	X	DC 2.8-5.5V input	Voltage by VCC input

X: Not use.

2.1.2 Debug Connector

- JP4: Connector in target board(NuTiny-EVB-120) for connecting with Nuvoton ICE adaptor (Nu-Link-Me)
- JP8: Connector in ICE adaptor (Nu-Link-Me) for connecting with a target board (for exampl NuTiny-EVB-120)

2.1.3 USB Connector

- J1: Mini USB Connector in NuTiny-EVB-100 for application use
- J2: Mini USB Connector in Nu-Link-Me connected to a PC USB port

2.1.4 Extended Connector

- JP1, JP5, JP6 and JP7: Show all of chip pins in NuTiny-EVB-120

2.1.5 Reset Button

- SW1: Reset button in NuTiny-EVB-120

2.1.6 Power Connector

- JP2: VCC connector in NuTiny-EVB-120
- JP3: GND connector in NuTiny-EVB-120

2.2 Pin Assignment for Extended Connector

NuTiny-EVB-120 provides NUC120LE3AN on board and the extended connector for LQFP-48 pin. Table 2-1 is the pin assignment for NUC120LE3AN.

Pin No	Pin Name	Pin No	Pin Name
01	PB.12, CPO0, CLKO	25	PA.15, PWM3, I2SMCLK
02	X32O	26	PA.14, PWM2,
03	X32I	27	PA.13, PWM1
04	PA.11, I2C1SCL	28	PA.12, PWM0
05	PA.10, I2C1SDA	29	ICE DAT
06	PA.9, I2C0SCL	30	ICE CLK
07	PA.8, I2C0SDA	31	AVSS
08	PB.4, RX1	32	PA.0, ADC0
09	PB.5, TX1	33	PA.1, ADC1
10	LDO	34	PA.2, ADC2
11	VDD	35	PA.3, ADC3
12	VSS	36	PA.4, ADC4
13	VBUS	37	PA.5, ADC5
14	VDD33	38	PA.6, ADC6
15	D-	39	PA.7, ADC7
16	D+	40	AVDD
17	PB.0, RX0	41	PC.7, CPN0
18	PB.1, TX0	42	PC.6, CPP0
19	PB.2, RTS0	43	PB.15, /INT1
20	PB.3, CTS0	44	XT1 OUT
21	PC.3, MOSI00, I2SDO	45	XT1 IN
22	PC.2, MISO00, I2SDI	46	/RESET
23	PC.1, SPICLK0, I2SBCLK	47	PVSS
24	PC.0, /SPISS00, I2SLRCLK	48	PB.8, STADC, TM0

Table 2-1 Pin Assignment for NUC 120 Series

2.3 NuTiny-SDK-120 PCB Placement

Users can refer Figure 2-2 for the NuTiny –SDK-120 PCB placements.

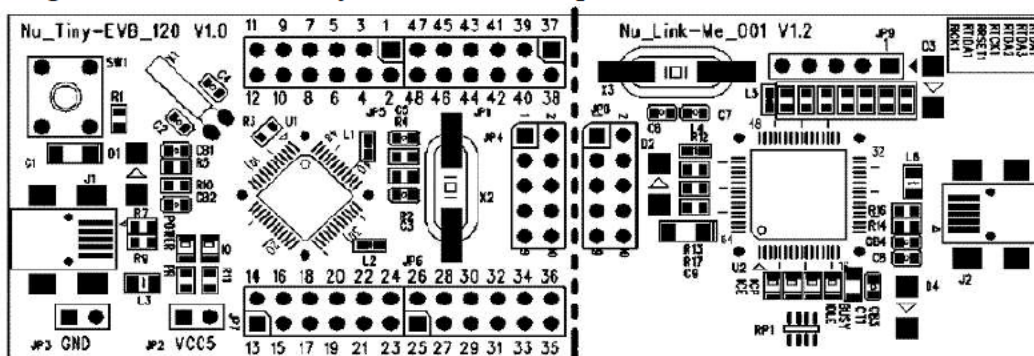


Figure 2-2 NuTiny-SDK-120 PCB Placement

3 How to Start NuTiny -SDK-120 on the Keil μ Vision[®] IDE

3.1 Keil μ Vision[®] IDE Software Download and Install

Please visit the Keil company website (<http://www.keil.com>) to download the Keil μ Vision[®] IDE and install the RVMDK.

3.2 Nuvoton Nu-Link Driver Download and Install

Please visit the Nuvoton company NuMicro[™] website (<http://www.nuvoton.com/NuMicro>) to download “NuMicro[™] Keil μ Vision[®] IDE driver” file. Please refer the Chapter 6.1 for the detail download flow. When the Nu-Link driver have been download ok, please unzip the file and execute the “Nu-Link_Keil_Driver.exe” to install the driver.

3.3 Hardware Setup

The hardware setup is shown as Figure 3-1



Figure 3-1 NuTiny-SDK-120 Hardware Setup

3.4 Smpl_NuTiny-NUC120 Example Program

This example demonstrates the ease of downloading and debugging an application on a NuTiny-SDK-120 board. It can be found on the Figure 3-2 list directory and downloaded from Nuvoton NuMicro™ Website following Chapter 6.3.

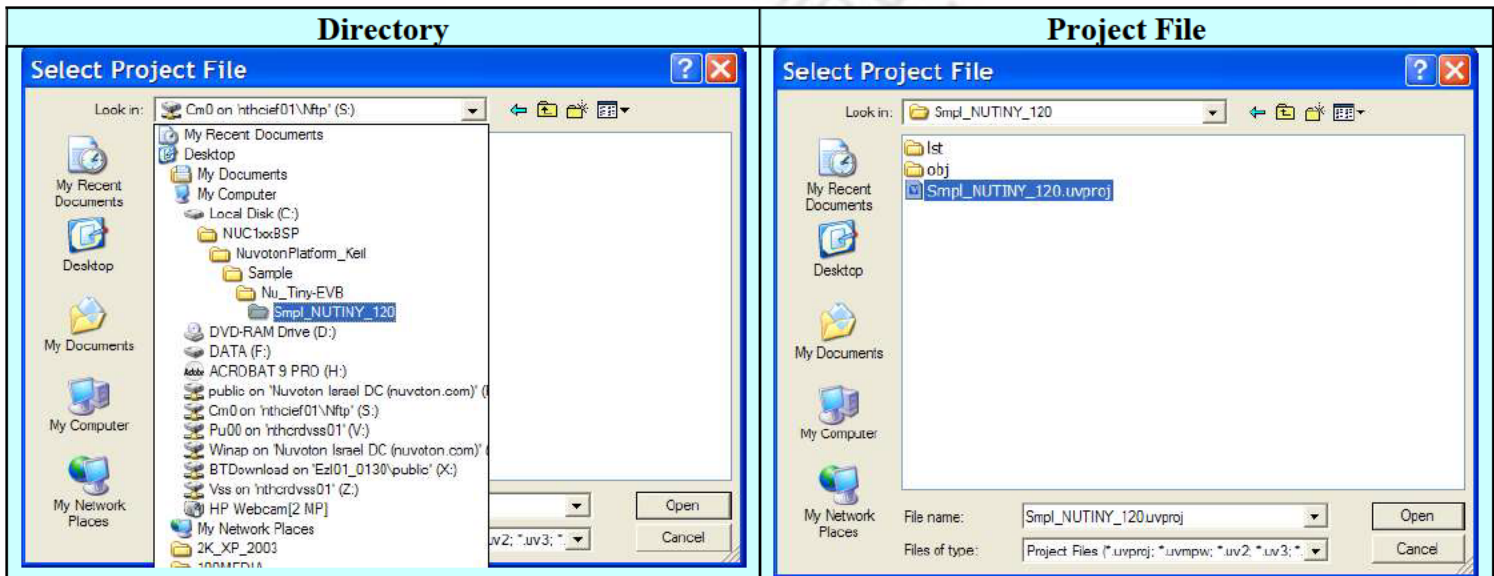



Figure 3-2 Smpl_NuTiny_120 Example Directory


To use this example:


The PB.0 LED will toggle on the NuTiny-EVB-120 board.

-  **Start μVision®**





- **Project-Open**
Open the Smpl_NuTiny_100.uvproj project file

-  **Project - Build**
Compile and link the Smpl_NuTiny-NUC100 application

-  **Flash – Download**
Program the application code into on-chip Flash ROM

-  **Start debug mode**

Using the debugger commands, you may:

- ◆  Review variables in the watch window
- ◆  Single step through code
- ◆  RST Reset the device
- ◆  Run the application

4 How to Start NuTiny-SDK-120 on the IAR Embedded Workbench

4.1 IAR Embedded Workbench Software Download and Install

Please connect to IAR company website (<http://www.iar.com>) to download the IAR Embedded Workbench and install the EWARM.

4.2 Nuvoton Nu-Link Driver Download & Install

Please connect to the Nuvoton Company NuMicro™ website (<http://www.nuvoton.com/NuMicro>) to download “NuMicro™ IAR ICE driver user manual” file. Please refer the 6.2 for the detail download flow. When the Nu-Link driver have been download ok, please unzip the file and execute the “Nu-Link_IAR_Driver.exe” to install the driver.

4.3 Hardware Setup

The hardware setup is shown as Figure 4-1



Figure 4-1 NuTiny- SDK-20 Hardware Setup

4.4 Smpl_NuTiny-NUC120 Example Program

This example demonstrates the ease of downloading and debugging an application on a NuTiny-SDK-120 board. It can be found on the Figure 4-2 list directory and downloaded from Nuvoton NuMicro™ Website following Chapter 6.3.

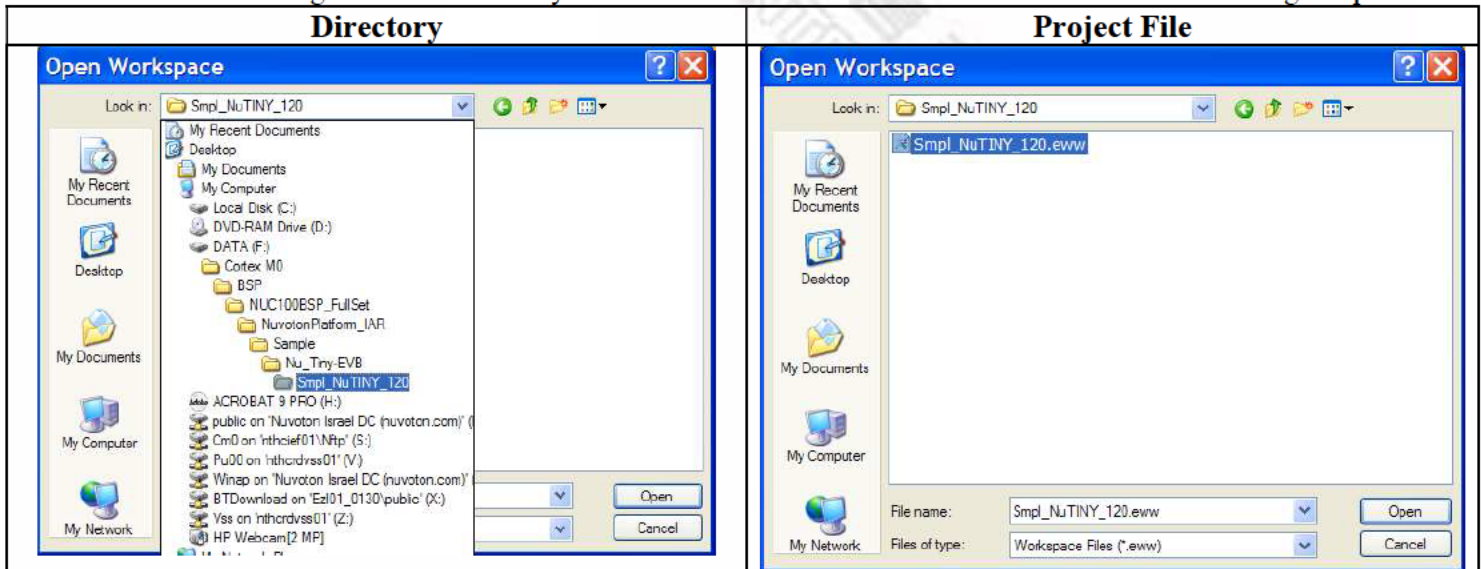



Figure 4-2 Smpl_NuTiny-NUC120 Example Directory


To use this example:


The PB.0 LED will toggle on the NuTiny-EVB-120 board.


-  **Start IAR Embedded Workbench**


- **File-Open-Workspace**
Open the Smpl_NuTiny_100.eww workspace file

-  **Project - Make**
Compile and link the Smpl_NuTiny-100 application

-  **Project – Download and Debug**
Program the application code into on-chip Flash ROM.

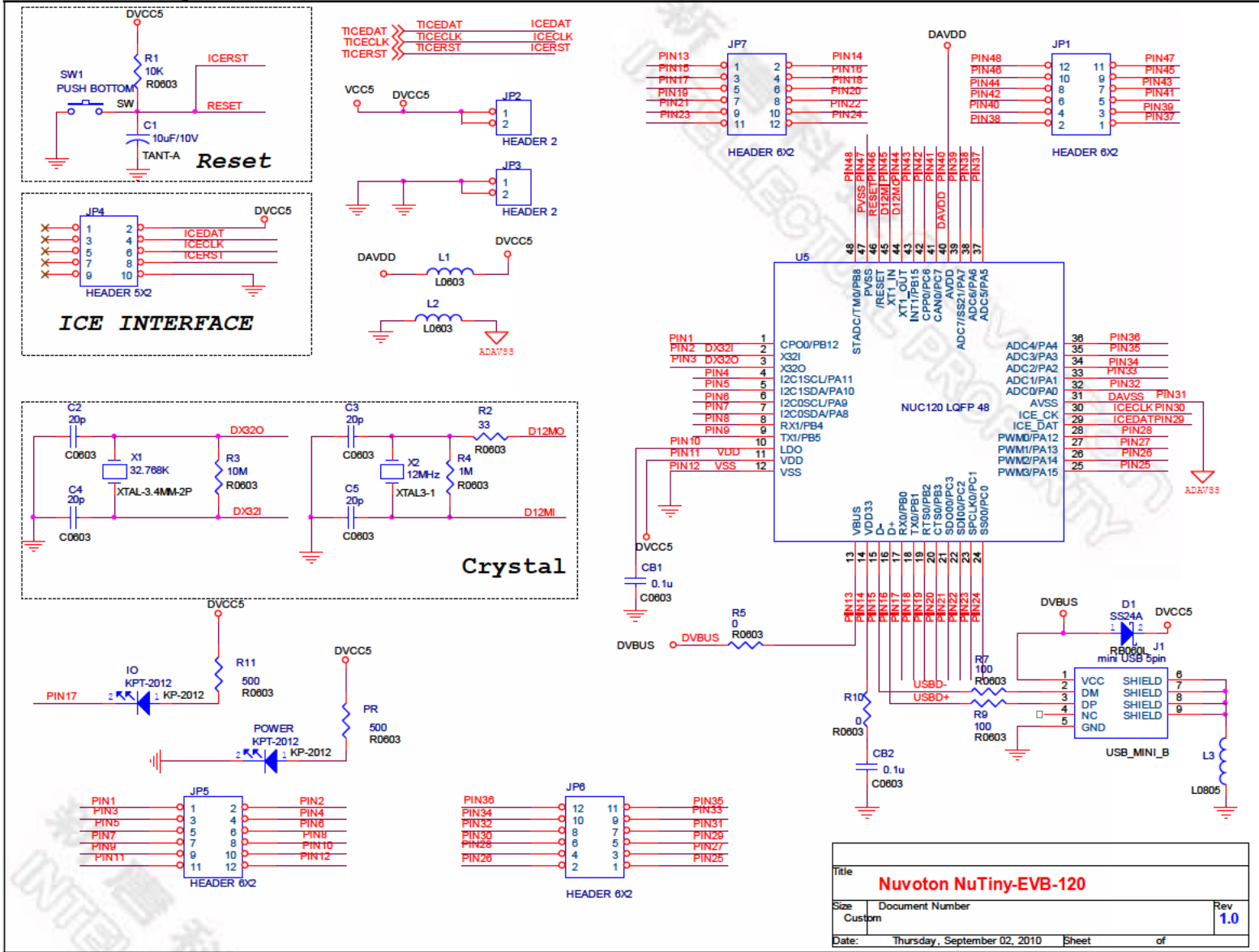
- ◆  Single step through code

- ◆  Reset the device

- ◆  Run the application



5 NuTiny-EVB-120 Schematic



6 To Download NuMicro™ Family Related Files from Nuvoton Company

6.1 To Download NuMicro™ Keil μVision® IDE driver

Step1	To visit the Nuvoton NuMicro™ Website: http://www.nuvoton.com/NuMicro																																							
Step2	<p>ARM Cortex™-M0 NuMicro® Family</p> <p>NuMicro® Family is Nuvoton's brand new 32-bit microcontroller product line based on the ARM® Cortex™-M0 processor with rich peripherals to offer superb features and connectivity capability. Besides the NUC100, NUC120, NUC130 and NUC140 series, a new series the NuMicro M051™ series, including the M052B45B/516 is to satisfy the worldwide customers' 8-6016-bit microcontroller demand with a higher performance of a 32-bit microcontroller.</p> <p>Technical Library</p> <ul style="list-style-type: none"> On-Line Products Selection Guide Datasheet & Technical Reference Manual Software Library Application Notes FAQ <p>Development Tools and Study</p> <ul style="list-style-type: none"> Development Tools & File Download On-Line Training <p>Information Notes</p> <ul style="list-style-type: none"> Events E-News M051 Series TRM New M051 Series BSP by CMSIS New NuMicro Keil uVision® IDE Driver New <p>NuMicro® Family</p> <p>M051 Base Line Up to 64KB Flash/ROM Up to 4KB SRAM • NuMicro M051 • Cortex-M0 NUC100 Advance Line L1M1T</p>																																							
Step 3	<table border="1"> <tr> <td>Nu-LB</td> <td> <ul style="list-style-type: none"> Nu-LB </td> <td>NUC100 NUC120 NUC130 NUC140</td> <td> <ul style="list-style-type: none"> A Starter Kit made by Nuvoton Keil MDK-ARM (evaluation version) included Examples with source code included </td> <td></td> <td>Check Disty!</td> </tr> <tr> <td>Nu-IAR-SKT</td> <td> <ul style="list-style-type: none"> EVB w/M-Link USB Cable Setup CD </td> <td>NUC100 NUC120 NUC130 NUC140</td> <td> <ul style="list-style-type: none"> Starter Kit made by IAR IAR EWARM (evaluation version) Included IAR C/C++ Compiler included USB Plug & Play </td> <td></td> <td>Buy Online!</td> </tr> <tr> <td>Nu-Keil-SKT</td> <td> <ul style="list-style-type: none"> U-LINK-ME MCBNUC1XX USB Cable Setup CD </td> <td>NUC100 NUC120 NUC130 NUC140</td> <td> <ul style="list-style-type: none"> Starter Kit made by Keil Keil MDK-ARM (evaluation version) included ARM C/C++ Compiler included USB Plug & Play </td> <td></td> <td>Check Disty!</td> </tr> </table> <p>File Download</p> <table border="1"> <thead> <tr> <th>File name</th> <th>Description</th> <th>Version</th> </tr> </thead> <tbody> <tr> <td> NUC1xx Quick Start Guide for Keil uVision4 V1.00.zip</td> <td>Quick start guide using Keil™ RVMDK</td> <td>V1.00</td> </tr> <tr> <td> NuMicro Keil uVision® IDE driver (Build 4033) V1.02.zip</td> <td>The Nuvoton NuMicro Keil uVision® Driver allows the Keil uVision® IDE to communicate with Nuvoton Nu-Link ICE bridge.</td> <td>V1.02</td> </tr> <tr> <td> NuMicro IAR Embedded Workbench® driver (Build 4033) V1.02.zip</td> <td>The Nuvoton NuMicro IAR Embedded Workbench® driver allows the IAR Embedded Workbench IDE above v5.41 to communicate with Nuvoton Nu-Link ICE bridge.</td> <td>V1.02</td> </tr> <tr> <td> NuMicro ICP (Build 4033) V1.02.zip</td> <td>NuMicro ICP tool & user manual</td> <td>V1.02</td> </tr> <tr> <td> NUC1xx ISP V1.08.zip</td> <td>NUC1xx ISP tool & user manual</td> <td>V1.08</td> </tr> <tr> <td> NIIC1xx Nu-EVB_001 Board Schematic v2.0.pdf</td> <td>NUC1xx Nu-EVB_001 Board Schematic</td> <td>V2.0</td> </tr> </tbody> </table> <p>To download the file</p>	Nu-LB	<ul style="list-style-type: none"> Nu-LB 	NUC100 NUC120 NUC130 NUC140	<ul style="list-style-type: none"> A Starter Kit made by Nuvoton Keil MDK-ARM (evaluation version) included Examples with source code included 		Check Disty!	Nu-IAR-SKT	<ul style="list-style-type: none"> EVB w/M-Link USB Cable Setup CD 	NUC100 NUC120 NUC130 NUC140	<ul style="list-style-type: none"> Starter Kit made by IAR IAR EWARM (evaluation version) Included IAR C/C++ Compiler included USB Plug & Play 		Buy Online!	Nu-Keil-SKT	<ul style="list-style-type: none"> U-LINK-ME MCBNUC1XX USB Cable Setup CD 	NUC100 NUC120 NUC130 NUC140	<ul style="list-style-type: none"> Starter Kit made by Keil Keil MDK-ARM (evaluation version) included ARM C/C++ Compiler included USB Plug & Play 		Check Disty!	File name	Description	Version	NUC1xx Quick Start Guide for Keil uVision4 V1.00.zip	Quick start guide using Keil™ RVMDK	V1.00	NuMicro Keil uVision® IDE driver (Build 4033) V1.02.zip	The Nuvoton NuMicro Keil uVision® Driver allows the Keil uVision® IDE to communicate with Nuvoton Nu-Link ICE bridge.	V1.02	NuMicro IAR Embedded Workbench® driver (Build 4033) V1.02.zip	The Nuvoton NuMicro IAR Embedded Workbench® driver allows the IAR Embedded Workbench IDE above v5.41 to communicate with Nuvoton Nu-Link ICE bridge.	V1.02	NuMicro ICP (Build 4033) V1.02.zip	NuMicro ICP tool & user manual	V1.02	NUC1xx ISP V1.08.zip	NUC1xx ISP tool & user manual	V1.08	NIIC1xx Nu-EVB_001 Board Schematic v2.0.pdf	NUC1xx Nu-EVB_001 Board Schematic	V2.0
Nu-LB	<ul style="list-style-type: none"> Nu-LB 	NUC100 NUC120 NUC130 NUC140	<ul style="list-style-type: none"> A Starter Kit made by Nuvoton Keil MDK-ARM (evaluation version) included Examples with source code included 		Check Disty!																																			
Nu-IAR-SKT	<ul style="list-style-type: none"> EVB w/M-Link USB Cable Setup CD 	NUC100 NUC120 NUC130 NUC140	<ul style="list-style-type: none"> Starter Kit made by IAR IAR EWARM (evaluation version) Included IAR C/C++ Compiler included USB Plug & Play 		Buy Online!																																			
Nu-Keil-SKT	<ul style="list-style-type: none"> U-LINK-ME MCBNUC1XX USB Cable Setup CD 	NUC100 NUC120 NUC130 NUC140	<ul style="list-style-type: none"> Starter Kit made by Keil Keil MDK-ARM (evaluation version) included ARM C/C++ Compiler included USB Plug & Play 		Check Disty!																																			
File name	Description	Version																																						
NUC1xx Quick Start Guide for Keil uVision4 V1.00.zip	Quick start guide using Keil™ RVMDK	V1.00																																						
NuMicro Keil uVision® IDE driver (Build 4033) V1.02.zip	The Nuvoton NuMicro Keil uVision® Driver allows the Keil uVision® IDE to communicate with Nuvoton Nu-Link ICE bridge.	V1.02																																						
NuMicro IAR Embedded Workbench® driver (Build 4033) V1.02.zip	The Nuvoton NuMicro IAR Embedded Workbench® driver allows the IAR Embedded Workbench IDE above v5.41 to communicate with Nuvoton Nu-Link ICE bridge.	V1.02																																						
NuMicro ICP (Build 4033) V1.02.zip	NuMicro ICP tool & user manual	V1.02																																						
NUC1xx ISP V1.08.zip	NUC1xx ISP tool & user manual	V1.08																																						
NIIC1xx Nu-EVB_001 Board Schematic v2.0.pdf	NUC1xx Nu-EVB_001 Board Schematic	V2.0																																						
Step 4	To download the NuMicro Keil μVision® IDE driver																																							

6.2 To Download NuMicro™ IAR EWARM driver

<p>Step1</p>	<p>To visit the Nuvoton NuMicro™ Website: http://www.nuvoton.com/NuMicro</p>																																							
<p>Step2</p>	<p>Click here to enter Development Tools page</p> <p>ARM Cortex™-M0 NuMicro® Family</p> <p>NuMicro® Family is Nuvoton's brand-new 32-bit microcontroller product line based on the ARM® Cortex™-M0 processor with rich peripherals to offer superb features and connectivity capability. Besides the NUC100, NUC120, NUC130 and NUC140 series, a new series the full-size M051™ series, including the M05144-090518 to satisfy the worldwide customers' 8-bit/16-bit microcontroller demand with a higher performance of a 32-bit microcontroller.</p> <p>Technical Library</p> <ul style="list-style-type: none"> On-Line Products Selection Guide Datasheet & Technical Reference Manual Software Library Application Notes FAQ <p>Development Tools and Start</p> <ul style="list-style-type: none"> Development Tools & File Download On-Line Training <p>Information Notes</p> <ul style="list-style-type: none"> Events E-News M051 Series TBM M051 Series BSP by CMSIS NuMicro Keil uVision® IDE Driver <p>NuMicro® Family</p> <p>M051 Base Line</p> <ul style="list-style-type: none"> Up to 64KB Flash (10K) Up to 400 KB SRAM NuMicro M051 Cortex-M0 UAKT <p>NUC100 Advance Line </p>																																							
<p>Step 3</p>	<table border="1"> <tr> <td>Nu-LB</td> <td> <ul style="list-style-type: none"> Nu-LB </td> <td>NUC100 NUC120 NUC130 NUC140</td> <td> <ul style="list-style-type: none"> A Starter Kit made by Nuvoton Keil MDK-ARM (evaluation version) included Examples with source code included </td> <td></td> <td>Check Disty!</td> </tr> <tr> <td>Nu-IAR-SKT</td> <td> <ul style="list-style-type: none"> EVB w/M-Link USB Cable Setup CD </td> <td>NUC100 NUC120 NUC130 NUC140</td> <td> <ul style="list-style-type: none"> Starter Kit made by IAR IAR EWARM (evaluation version) Included IAR C/C++ Compiler included USB Plug & Play </td> <td></td> <td>Buy Online!</td> </tr> <tr> <td>Nu-Keil-SKT</td> <td> <ul style="list-style-type: none"> U-LINK-ME MCBNUC1XX USB Cable Setup CD </td> <td>NUC100 NUC120 NUC130 NUC140</td> <td> <ul style="list-style-type: none"> Starter Kit made by Keil Keil MDK –ARM (evaluation version) included ARM C/C++ Compiler included USB Plug & Play </td> <td></td> <td>Check Disty!</td> </tr> </table> <p>File Download</p> <table border="1"> <thead> <tr> <th>File name</th> <th>Description</th> <th>Version</th> </tr> </thead> <tbody> <tr> <td> NUC1xx Quick Start Guide for Keil uVision4 V1.00.zip</td> <td>Quick start guide using Keil® RVMKD</td> <td>V1.00</td> </tr> <tr> <td> NuMicro Keil uVision® IDE driver (Build 4033) V1.02.zip</td> <td>The Nuvoton NuMicro Keil uVision® Driver allows the Keil uVision® IDE to communicate with Nuvoton Nu-Link ICE bridge.</td> <td>V1.02</td> </tr> <tr> <td> NuMicro IAR Embedded Workbench® driver (Build 4033) V1.02.zip</td> <td>The Nuvoton NuMicro IAR Embedded Workbench® driver allows the IAR Embedded Workbench IDE above v5.41 to communicate with Nuvoton Nu-Link ICE bridge.</td> <td>V1.02</td> </tr> <tr> <td> NuMicro ICP (Build 4033) V1.02.zip</td> <td>NuMicro ICP tool & user manual</td> <td>V1.02</td> </tr> <tr> <td> NUC1xx ISP V1.08.zip</td> <td>NUC1xx ISP tool & user manual</td> <td>V1.08</td> </tr> <tr> <td> NIIC1xx Nu-FVR_001 Board Schematic v2.0.pdf</td> <td>NUC1xx Nu-EVB_001 Board Schematic</td> <td>V2.0</td> </tr> </tbody> </table> <p>To download the file</p>	Nu-LB	<ul style="list-style-type: none"> Nu-LB 	NUC100 NUC120 NUC130 NUC140	<ul style="list-style-type: none"> A Starter Kit made by Nuvoton Keil MDK-ARM (evaluation version) included Examples with source code included 		Check Disty!	Nu-IAR-SKT	<ul style="list-style-type: none"> EVB w/M-Link USB Cable Setup CD 	NUC100 NUC120 NUC130 NUC140	<ul style="list-style-type: none"> Starter Kit made by IAR IAR EWARM (evaluation version) Included IAR C/C++ Compiler included USB Plug & Play 		Buy Online!	Nu-Keil-SKT	<ul style="list-style-type: none"> U-LINK-ME MCBNUC1XX USB Cable Setup CD 	NUC100 NUC120 NUC130 NUC140	<ul style="list-style-type: none"> Starter Kit made by Keil Keil MDK –ARM (evaluation version) included ARM C/C++ Compiler included USB Plug & Play 		Check Disty!	File name	Description	Version	NUC1xx Quick Start Guide for Keil uVision4 V1.00.zip	Quick start guide using Keil® RVMKD	V1.00	NuMicro Keil uVision® IDE driver (Build 4033) V1.02.zip	The Nuvoton NuMicro Keil uVision® Driver allows the Keil uVision® IDE to communicate with Nuvoton Nu-Link ICE bridge.	V1.02	NuMicro IAR Embedded Workbench® driver (Build 4033) V1.02.zip	The Nuvoton NuMicro IAR Embedded Workbench® driver allows the IAR Embedded Workbench IDE above v5.41 to communicate with Nuvoton Nu-Link ICE bridge.	V1.02	NuMicro ICP (Build 4033) V1.02.zip	NuMicro ICP tool & user manual	V1.02	NUC1xx ISP V1.08.zip	NUC1xx ISP tool & user manual	V1.08	NIIC1xx Nu-FVR_001 Board Schematic v2.0.pdf	NUC1xx Nu-EVB_001 Board Schematic	V2.0
Nu-LB	<ul style="list-style-type: none"> Nu-LB 	NUC100 NUC120 NUC130 NUC140	<ul style="list-style-type: none"> A Starter Kit made by Nuvoton Keil MDK-ARM (evaluation version) included Examples with source code included 		Check Disty!																																			
Nu-IAR-SKT	<ul style="list-style-type: none"> EVB w/M-Link USB Cable Setup CD 	NUC100 NUC120 NUC130 NUC140	<ul style="list-style-type: none"> Starter Kit made by IAR IAR EWARM (evaluation version) Included IAR C/C++ Compiler included USB Plug & Play 		Buy Online!																																			
Nu-Keil-SKT	<ul style="list-style-type: none"> U-LINK-ME MCBNUC1XX USB Cable Setup CD 	NUC100 NUC120 NUC130 NUC140	<ul style="list-style-type: none"> Starter Kit made by Keil Keil MDK –ARM (evaluation version) included ARM C/C++ Compiler included USB Plug & Play 		Check Disty!																																			
File name	Description	Version																																						
NUC1xx Quick Start Guide for Keil uVision4 V1.00.zip	Quick start guide using Keil® RVMKD	V1.00																																						
NuMicro Keil uVision® IDE driver (Build 4033) V1.02.zip	The Nuvoton NuMicro Keil uVision® Driver allows the Keil uVision® IDE to communicate with Nuvoton Nu-Link ICE bridge.	V1.02																																						
NuMicro IAR Embedded Workbench® driver (Build 4033) V1.02.zip	The Nuvoton NuMicro IAR Embedded Workbench® driver allows the IAR Embedded Workbench IDE above v5.41 to communicate with Nuvoton Nu-Link ICE bridge.	V1.02																																						
NuMicro ICP (Build 4033) V1.02.zip	NuMicro ICP tool & user manual	V1.02																																						
NUC1xx ISP V1.08.zip	NUC1xx ISP tool & user manual	V1.08																																						
NIIC1xx Nu-FVR_001 Board Schematic v2.0.pdf	NUC1xx Nu-EVB_001 Board Schematic	V2.0																																						
<p>Step 4</p>	<p>To download the NuMicro™ IAR Embedded Workbench® driver</p>																																							

6.3 To Download NuMicro™ NUC120 series BSP Software Library

Step1	To visit the Nuvoton NuMicro™ Website: http://www.nuvoton.com/NuMicro
Step2	<p>ARM Cortex™-M0 NuMicro® Family</p> <p>NuMicro® Family is Nuvoton's brand-new 32-bit Microcontroller product line based on the ARM® Cortex™-M0 processor with rich peripherals to offer superb features and connectivity capability. Besides the NUC100, NUC120, NUC130 and NUC140 series, a new series the NuMicro M051™ series, including the M052/54/58/516 is to satisfy the worldwide customers' 8-bit/16-bit microcontroller demand with a higher performance of a 32-bit microcontroller.</p> <div style="display: flex; justify-content: space-between;"> <div data-bbox="261 1018 634 1186"> <p>Technical Library</p> <ul style="list-style-type: none"> On-Line Products Selection Guide Datasheet & Technical Reference Manual Software Library Application Notes FAQ </div> <div data-bbox="711 1018 1084 1186"> <p>Development Tools and Study</p> <ul style="list-style-type: none"> Development Tools & File Download Starter Kit On-Line Training </div> <div data-bbox="1161 1018 1534 1186"> <p>Information Notes</p> <ul style="list-style-type: none"> Events E-News M051 Series TRM New M051 Series BSP by CMSIS New NuMicro Keil uVision® IDE Driver New </div> </div> <div style="text-align: center; margin-top: 20px;"> <p>NuMicro® Family</p> <div style="display: flex; justify-content: space-around; align-items: center;"> <div style="border: 1px solid orange; padding: 5px;"> <p>M051 Base Line</p> <p>Up to 64KB Flash ROM</p> <p>Up to 4KB SRAM</p> </div> <div style="border: 1px solid orange; padding: 5px; background-color: #f96;"> <p>• NuMicro M051 •</p> </div> <div style="border: 1px solid orange; padding: 5px; background-color: #90EE90;"> <p>Cortex-M0</p> <p>UART</p> </div> </div> <p>NUC100 Advance Line</p> </div>
Step 3	To download the NuMicro™ NUC100 series software library

7 Revision History

Version	Date	Page	Description
1.0	Aug. 20, 2010	--	Initial Release

Important Notice

Nuvoton products are not designed, intended, authorized or warranted for use as components in systems or equipment intended for surgical implantation, atomic energy control instruments, airplane or spaceship instruments, transportation instruments, traffic signal instruments, combustion control instruments, or for other applications intended to support or sustain life. Further more, Nuvoton products are not intended for applications wherein failure of Nuvoton products could result or lead to a situation wherein personal injury, death or severe property or environmental damage could occur.

Nuvoton customers using or selling these products for use in such applications do so at their own risk and agree to fully indemnify Nuvoton for any damages resulting from such improper use or sales.

Please note that all data and specifications are subject to change without notice. All the trademarks of products and companies mentioned in this datasheet belong to their respective owners.